

Ultra S

144 HALF-CELL BIFACIAL MODULE

430-450W

STPXXXS - B72/Pnh+



Features



High module conversion efficiency

Module efficiency up to 20.6 % achieved through advanced cell technology and manufacturing process



Suntech current sorting process

Up to 2 % power loss caused by current mismatch could be diminished by current sorting technique to maximize system power output



Excellent weak light performance

More power output in weak light condition, such as cloudy, morning and sunset



Lower operating temperature

Lower operating temperature and temperature coefficient increases the power output



Extended wind and snow load tests

Module certified to withstand extreme wind (3800 Pascal) and snow loads (5400 Pascal) *



Withstanding harsh environment

Reliable quality leads to a better sustainability even in harsh environment like desert, farm and coastline

Certifications and standards:
IEC 61215, IEC 61730, conformity to CE



Trust Suntech to Deliver Reliable Performance Over Time

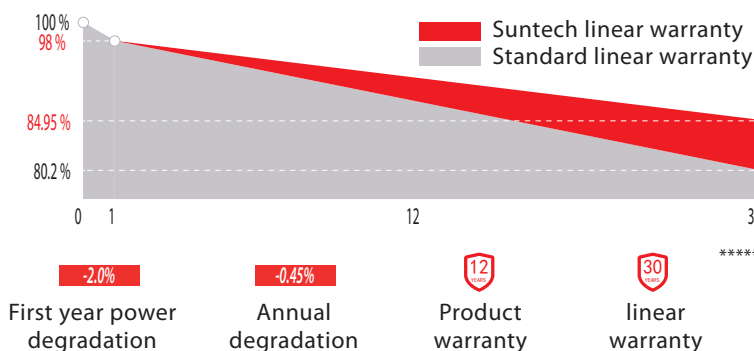
- World-class manufacturer of crystalline silicon photovoltaic modules
- Rigorous quality control meeting the highest international standards: ISO 9001, ISO 14001 and ISO17025
- Regular independently checked production process from international accredited institute/company
- Tested for harsh environments (IEC 61701, IEC 62716, DIN EN 60068-2-68) *****
- Long-term reliability tests
- 2 x 100% EL inspection ensuring defect-free modules

High efficiency Bifacial cell



By using bifacial cell and double glass technology, the frontside power can reach to 450 W, and the backside power generation can increase up to 25%.

Industry-leading Warranty based on nominal power



IP68 Rated Junction Box



The Suntech IP68 rated junction box ensures an outstanding waterproof level, supports installations in all orientations and reduces stress on the cables.

* Please refer to Suntech Standard Module Installation Manual for details. ** Suntech reserves the right to the final interpretation of the warranty by Munich Re.
*** WEEE only for EU market. **** Please refer to Suntech Product Near-coast Installation Manual for details.
***** Please refer to Suntech Product Warranty for details.

Electrical Characteristics

STC	STPXXXS-B72/Pnh+				
Maximum Power at STC (Pmax)	450W	445W	440W	435W	430W
Optimum Operating Voltage (Vmp)	41.4V	41.2V	41.0V	40.8V	40.6V
Optimum Operating Current (Imp)	10.87A	10.81A	10.74A	10.67A	10.60A
Open Circuit Voltage (Voc)	49.2V	49.0V	48.8V	48.6V	48.4V
Short Circuit Current (Isc)	11.61A	11.54A	11.47A	11.40A	11.32A
Module Efficiency	20.6%	20.4%	20.2%	20.0%	19.7%
Operating Module Temperature	-40 °C to +85 °C				
Maximum System Voltage	1500 V DC (IEC)				
Maximum Series Fuse Rating	20 A				
Power Tolerance	0/+5 W				

STC: Irradiance 1000 W/m², module temperature 25 °C, AM=1.5;
Tolerance of Pmax is within +/- 3%.

For tracker installation, the module could withstand maximum 1600Pa at both front and rear side.

NMOT	STPXXXS-B72/Pnh+				
Maximum Power at NMOT (Pmax)	339.4W	335.8W	332.7W	328.9W	324.6W
Optimum Operating Voltage (Vmp)	38.2V	38.0V	37.8V	37.7V	37.5V
Optimum Operating Current (Imp)	8.89A	8.84A	8.78A	8.73A	8.67A
Open Circuit Voltage (Voc)	46.2V	46.0V	45.8V	45.7V	45.4V
Short Circuit Current (Isc)	9.37A	9.31A	9.25A	9.20A	9.13A

NMOT: Irradiance 800 W/m², ambient temperature 20 °C, AM=1.5, wind speed 1 m/s.

Electrical Characteristics with Different Rearside Power Gain (Reference to 440 W Front)

Rearside Power Gain	5%	15%	25%
Maximum Power at STC (Pmax)	462W	506W	550W
Optimum Operating Voltage (Vmp)	41.0V	41.0V	41.1V
Optimum Operating Current (Imp)	11.28A	12.35A	13.43A
Open Circuit Voltage (Voc)	48.8V	48.8V	48.9V
Short Circuit Current (Isc)	12.04A	13.19A	14.34A
Module Efficiency	21.2%	23.2%	25.2%

Temperature Characteristics

Nominal Module Operating Temperature (NMOT)	42 ± 2 °C
Temperature Coefficient of Pmax	-0.36%/°C
Temperature Coefficient of Voc	-0.304%/°C
Temperature Coefficient of Isc	0.050%/°C

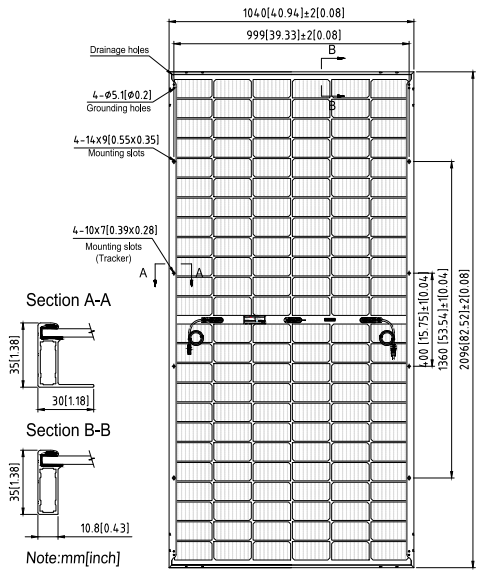
Mechanical Characteristics

Solar Cell	Monocrystalline silicon 166 mm
No. of Cells	144 (6 × 24)
Dimensions	2096 × 1040 × 35 mm (82.5 × 40.9 × 1.4 inches)
Weight	28.1 kgs (61.9 lbs.)
Front \Back Glass	2.0+2.0 mm (0.079 +0.079 inches) semi-tempered glass
Frame	Anodized aluminium alloy
Junction Box	IP68 rated
Output Cables	4.0 mm ² , (-) 350 mm and (+) 160 mm in length or customized length
Connectors	MC4 EVO2, Cable 015
Refer. Bifaciality Factor	(70 ± 5) %

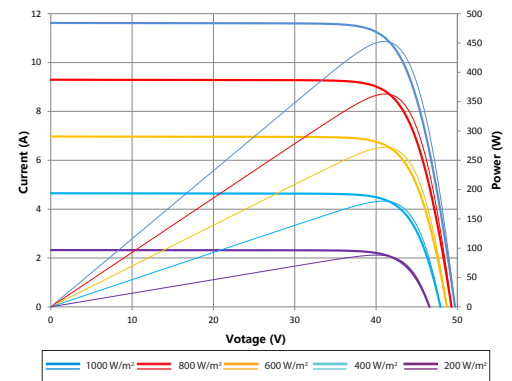
Packing Configuration

Container	20' GP	40' HC
Pieces per pallet	31	31
Pallets per container	5	22
Pieces per container	155	682
Packaging box dimensions	2125 × 1130 × 1205 mm	
Packaging box weight	926 kg	

Information on how to install and operate this product is available in the installation instruction. All values indicated in this data sheet are subject to change without prior announcement. The specifications may vary slightly. All specifications are in accordance with standard EN 50380. Color differences of the modules relative to the figures as well as discolorations of/in the modules which do not impair their proper functioning are possible and do not constitute a deviation from the specification.



Current-Voltage & Power-Voltage Curve (450S)



Dealer information

